

Criterion II – Teaching–Learning and Evaluation

Student Satisfaction Survey on Teaching Learning Process

Our Institution has administered student satisfaction survey in order to elicit student opinion and perspective regarding institutional environment, programs, and services. The survey is done on following aspects.

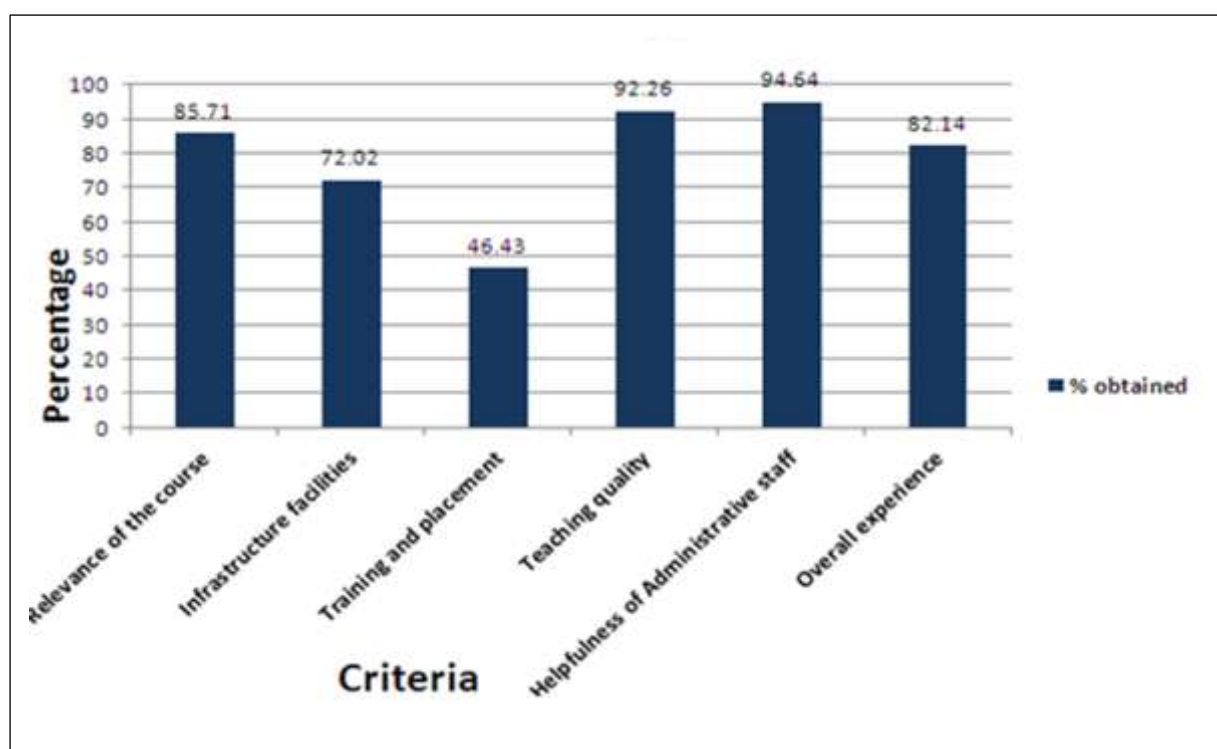
- 1. Relevance of the course**
- 2. Infrastructural Facilities**
 - i. Library
 - ii. Laboratories
 - iii. Classrooms
 - iv. Sports and games
 - v. Medical
 - vi. Sanitation and drinking water
 - vii. Canteen
 - viii. Parking
 - ix. Rest room for students
- 3. Training and Placement**
- 4. Teaching Quality**
 - a) Teaching Competency
 - b) Availability & Approachability
 - c) Syllabus Coverage
- 5. Helpfulness of administrative staff**
- 6. Overall experience as a student**

Analysis :

CANARA COLLEGE, MANGALORE
FEEDBACK ANALYSIS
B.SC. AND BCA PROGRAMME
2015-2016

Sl. No.	Criteria	% obtained
1.	Relevance of the course	85.71
2.	Infrastructure facilities	72.02
3.	Training and placement	46.43
4.	Teaching quality	92.26
5.	Helpfulness of Administrative staff	94.64
6.	Overall experience	82.14

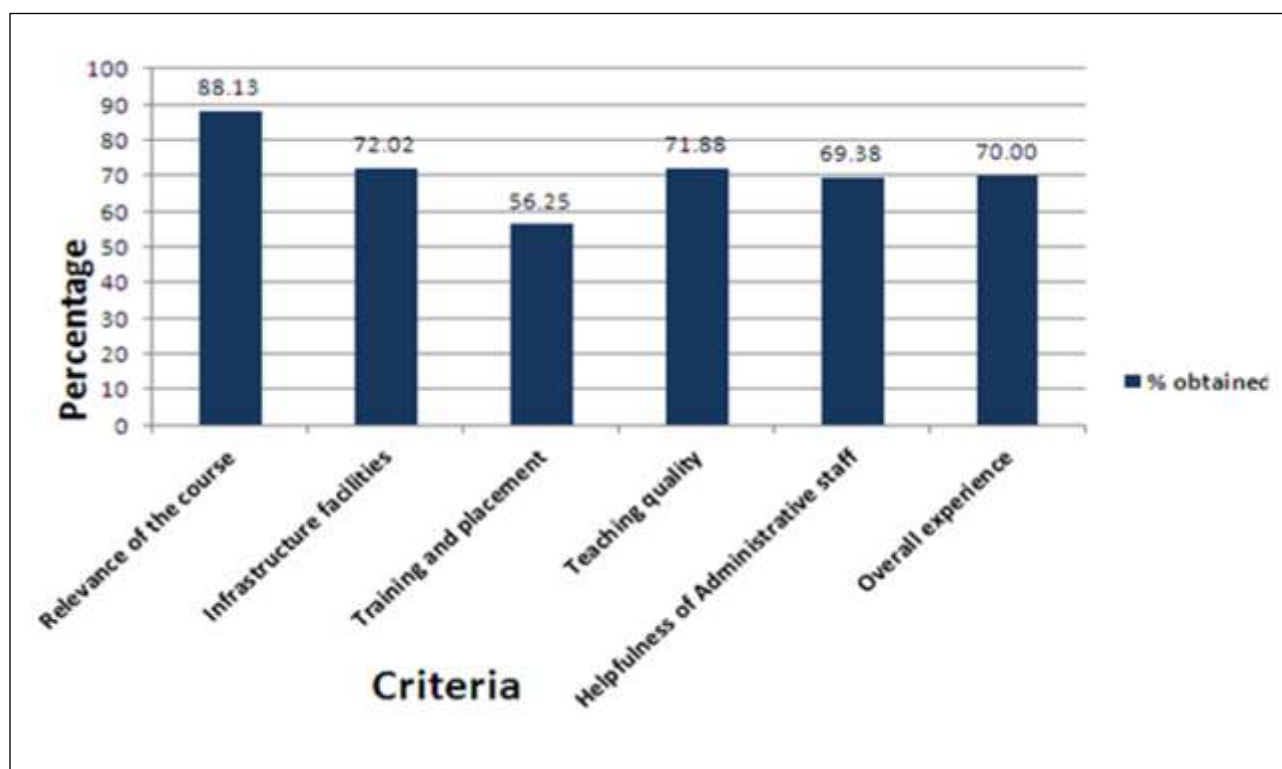
Graph : Criteria versus Percentage obtained



CANARA COLLEGE, MANGALORE
FEEDBACK ANALYSIS - B.COM PROGRAM

Sl. No.	Criteria	% obtained
1.	Relevance of the course	88.13
2.	Infrastructure facilities	72.02
3.	Training and placement	56.25
4.	Teaching quality	71.88
5.	Helpfulness of Administrative staff	69.38
6.	Overall experience	70.00

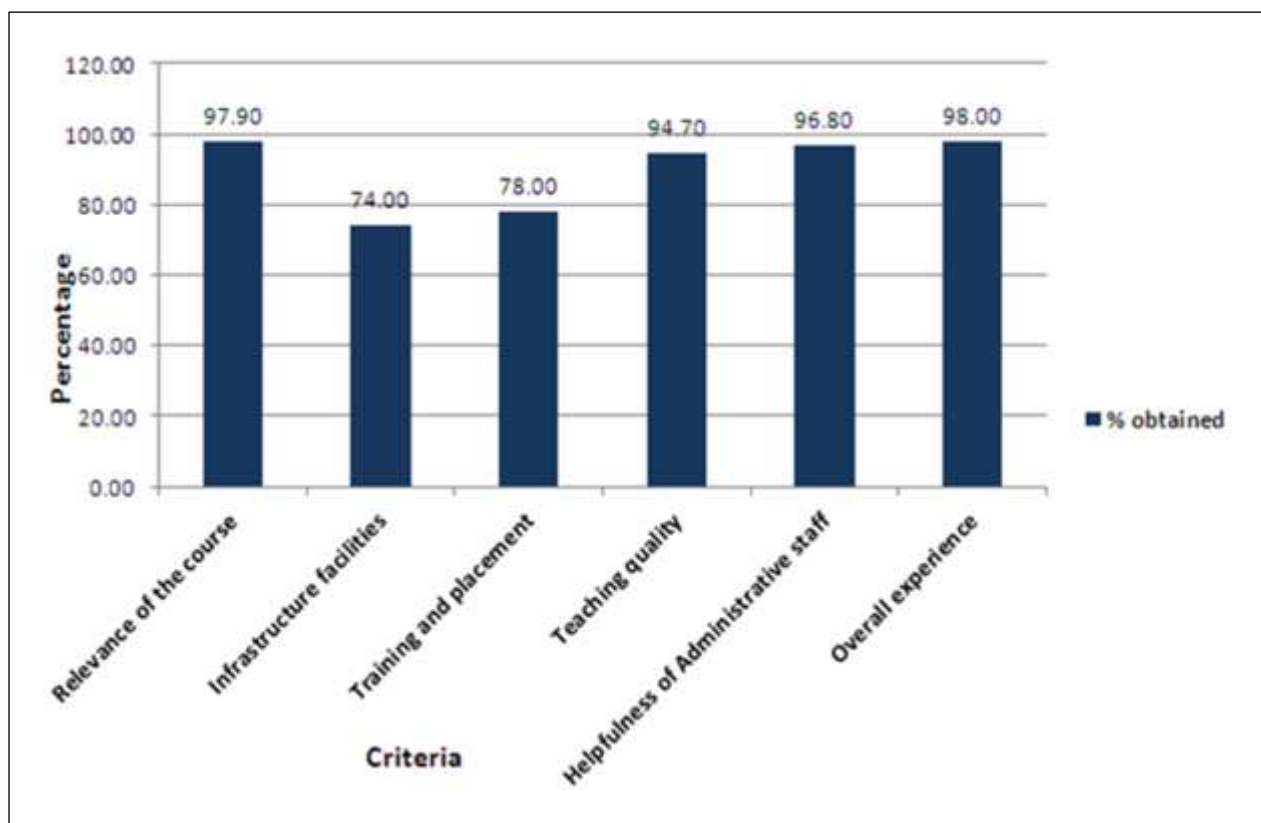
Graph : Criteria versus Percentage obtained



**CANARA COLLEGE,
MANGALORE
FEEDBACK ANALYSIS –BBM PROGRAMME**

Sl. No.	Criteria	% obtained
1	Relevance of the course	97.90
2	Infrastructure facilities	74.00
3	Training and placement	78.00
4	Teaching quality	94.70
5	Helpfulness of Administrative staff	96.80
6	Overall experience	98.00

Graph : Criteria versus Percentage obtained



Dr. Manohar Joishi Kumble
IQAC Coordinator

Dr. K. V Malini
Principal