

The Annual Quality Assurance Report (AQAR) of the IQAC 2016-17

All NAAC accredited institutions will submit an annual self-reviewed progress report to NAAC, through its IQAC. The report is to detail the tangible results achieved in key areas, specifically identified by the institutional IQAC at the beginning of the academic year. The AQAR will detail the results of the perspective plan worked out by the IQAC.

Part – A

AQAR for the year

2016-2017

I. Details of the Institution

1.1 Name of the Institution

Canara College

1.2 Address Line 1

M. G. Road

Address Line 2

Kodialbail

City/Town

Mangalore

State

Karnataka

Pin Code

575003

Institution e-mail address

cnrcollege@yahoo.co.in

Contact Nos.

0824 2492366

Name of the Head of the Institution:

Dr . K.V.Malini

Tel. No. with STD Code:

0824 2492576

Mobile:

9901330497

Name of the IQAC Co-ordinator:

Dr.M.S.Joishi.Kumble

Mobile:

9481765790

IQAC e-mail address:

manoharjoishi@gmail.com

1.3 NAAC Track ID

KACOGN10920

OR

1.4 NAAC Executive Committee No. & Date:

(For Example EC/32/A&A/143 dated 3-5-2004.
This EC no. is available in the right corner- bottom
of your institution's Accreditation Certificate)

EC(Sc)/14/A&A/12.3

1.5 Website address:

www.canaracollege.org

Web-link of the AQAR:

<http://www.canaracollege.com/2017/05/09/the-annual-quality-assurance-report-of-the-iqac-2016-17/>

1.6 Accreditation Details

Sl. No.	Cycle	Grade	CGPA	Year of Accreditation	Validity Period
1	1 st Cycle	B	Inst.score 70.75	2004	Feb15,2009
2	2 nd Cycle	B	2.33	2010	Sep03,2015
3	3 rd Cycle	B	2.62	2016	Mar 28,2021
4	4 th Cycle	-			

1.7 Date of Establishment of IQAC : DD/MM/YYYY

01/06/2004

1.8 Details of the previous year's AQAR submitted to NAAC after the latest Assessment and Accreditation by NAAC ((for example AQAR 2010-11 submitted to NAAC on 12-10-2011)

- i. AQAR ____2016-2017_yet to submit _____ (DD/MM/YYYY)
ii. AQAR _____ (DD/MM/YYYY)
iii. AQAR _____ (DD/MM/YYYY)
iv. AQAR _____ (DD/MM/YYYY)

1.9 Institutional Status

University State ☒ Central ☐ Deemed ☐ Private ☐

Affiliated College Yes ☒ No ☐

Constituent College Yes ☐ No ☒

Autonomous college of UGC Yes ☐ No ☒

Regulatory Agency approved Institution Yes ☒ No ☐

(eg. AICTE, BCI, MCI, PCI, NCI)

Type of Institution Co-education ☒ Men ☐ Women ☐

Urban ☒ Rural ☐ Tribal ☐

Financial Status Grant-in-aid ☒ UGC 2(f) ☒ UGC 12B ☒

Grant-in-aid + Self Financing ☒ Totally Self-financing ☐

1.10 Type of Faculty/Programme

Arts ☐ Science ☒ Commerce ☒ Law ☐ PEI (Phys Edu) ☐

TEI (Edu) ☐ Engineering ☐ Health Science ☐ Management ☒

Others (Specify)

B.C.A ,M.Com

1.11 Name of the Affiliating University (for the Colleges)

Mangalore University

1.12 Special status conferred by Central/ State Government-- UGC/CSIR/DST/DBT/ICMR etc

Autonomy by State/Central Govt. / University	<input type="text" value="NO"/>		
University with Potential for Excellence	<input type="text" value="NO"/>	UGC-CPE	<input type="text" value="NO"/>
DST Star Scheme	<input type="text" value="NO"/>	UGC-CE	<input type="text" value="NO"/>
UGC-Special Assistance Programme	<input type="text" value="NO"/>	DST-FIST	<input type="text" value="NO"/>
UGC-Innovative PG programmes	<input type="text" value="NO"/>	Any other (<i>Specify</i>)	<input type="text" value="NO"/>
UGC-COP Programmes	<input type="text" value="NO"/>		

2. IQAC Composition and Activities

2.1 No. of Teachers	<input type="text" value="10"/>
2.2 No. of Administrative/Technical staff	<input type="text" value="1"/>
2.3 No. of students	<input type="text" value="1"/>
2.4 No. of Management representatives	<input type="text" value="2"/>
2.5 No. of Alumni	<input type="text" value="1"/>
2. 6 No. of any other stakeholder and community representatives	<input type="text" value="1"/>
2.7 No. of Employers/ Industrialists	<input type="text" value="1"/>
2.8 No. of other External Experts	<input type="text" value="1"/>
2.9 Total No. of members	<input type="text" value="20"/>
2.10 No. of IQAC meetings held	<input type="text" value="2"/>

2.11 No. of meetings with various stakeholders: No.6 Faculty 2

Non-Teaching Staff Students Alumni Others

2.12 Has IQAC received any funding from UGC during the year? Yes ☒ No ☐

If yes, mention the amount

2.13 Seminars and Conferences (only quality related)

(i) No. of Seminars/Conferences/ Workshops/Symposia organized by the IQAC

Total Nos. International National State Institution Level

(ii) Themes

2.14 Significant Activities and contributions made by IQAC

- Faculty development Workshops for Teaching and non-teaching staff.
- Documentation of College activities.
- Assist the Principal in ensuring quality in day to day administration.
- Preparation and submission of AQAR

2.15 Plan of Action by IQAC/Outcome

The plan of action chalked out by the IQAC in the beginning of the year towards quality enhancement and the outcome achieved by the end of the year *

Plan of Action	Achievements
1.To continue Value education classes to help students recognize, encourage and inculcate moral values.	Value education classes are conducted for all the classes during the first hour of every Saturday.
2. To encourage Research culture among students by making ‘Project work’ a part of internal assessment.	Project work is given due weight age in internal assessment.
3. To organize at least one workshop/seminar/conference by each department.	Almost all the departments organized workshop/seminar/conference.
5. To organise skill development programmes for non-teaching staff.	Workshop on ‘Good interpersonal relationship’ was organised for the benefit of non-teaching staff
6. To strengthen Remedial classes for slow learners.	Remedial classes are being conducted.
7. To start a few more useful Add-on courses.	Two new Add on courses are started.
8.To introduce “Leave trading system” to the 1 st year students to curb absenteeism among students.	
9.To strengthen anti ragging committee	

2.15 Whether the AQAR was placed in statutory body Yes ☒

Management ☐ Syndicate ☐ Any other body ☒

Provide the details of the action taken

AQAR was discussed in IQAC meeting with all the staff members.
Strategies to improve quality indicators of the institution were discussed.

Part – B

Criterion – I

I. Curricular Aspects

1.1 Details about Academic Programmes

Level of the Programme	Number of existing Programmes	Number of programmes added during the year	Number of self-financing programmes	Number of value added / Career Oriented programmes
PhD	00	00	00	00
PG	01	00	01	04
UG	08	00	06	10
PG Diploma	00	00	00	00
Advanced Diploma	00	00	00	00
Diploma	00	00	00	00
Certificate	01	00	01	00
Others	04	00	04	00
Total	14	00	12	14
Interdisciplinary	00	00	00	00
Innovative	00	00	00	00

1.2 (i) Flexibility of the Curriculum: CBCS/Core/Elective option / Open options

(ii) Pattern of programmes:

Pattern	Number of programmes
Semester	<input type="checkbox"/> <input type="checkbox"/> <input type="checkbox"/> <input checked="" type="checkbox"/> <input type="checkbox"/> <input type="checkbox"/>
Trimester	NO

Annual	NO
--------	----

1.3 Feedback from stakeholders* Alumni ☒ Parents ☒ Employers ☒ Students ☒
(On all aspects)

Mode of feedback : Online ☐ Manual ☒ Co-operating schools (for PEI) ☐

**Please provide an analysis of the feedback in the Annexure*

1.4 Whether there is any revision/update of regulation or syllabi, if yes, mention their salient aspects.

Revision and updation is being done from time to time by the affiliating university .The credit based semester system which is being followed now will be changed to choice based semester system from the coming academic year. Where the students are given opportunity to choose the subjects of their choice

1.5 Any new Department/Centre introduced during the year. If yes, give details.

No

Criterion – II

2. Teaching, Learning and Evaluation

2.1 Total No. of permanent faculty

Total	Asst. Professors	Associate Professors	Professors	Others
Govt –10 Mgt-49 Mcom-4	Nil	Nil	Nil	Full Time-50 Part time-03 Deputation-03 01(state)

2.2 No. of permanent faculty with Ph.D.

Government	Management
03	07

2.3 No. of Faculty Positions Recruited (R) and Vacant (V) during the year

Asst. Professors		Associate Professors		Professors		Others		Total	
R	V	R	V	R	V	R	V	R	V
00	14	00	00	00	00	04	00	04	14

2.4 No. of Guest and Visiting faculty and Temporary faculty

03	00	03
----	----	----

2.5 Faculty participation in conferences and symposia:

No. of Faculty	International level	National level	State level
Attended	03	10	01
Presented papers	00	06	01
Resource Persons	00	06	01

2.6 Innovative processes adopted by the institution in Teaching and Learning:

- Use of ICT and teaching aids.
- Field trips and Industrial tours.
- Power point presentations and Seminars by students.
- Lecture by experts in the respective fields.
- Following Rules and Regulations of Mangalore University

2.7 Total No. of actual teaching days

184

during this academic year

- 2.8 Examination/ Evaluation Reforms initiated by the Institution (for example: Open Book Examination, Bar Coding, Double Valuation, Photocopy, Online Multiple Choice Questions)

Following rules and regulations of Mangalore University

- 2.9 No. of faculty members involved in curriculum restructuring/revision/syllabus development as member of Board of Study/Faculty/Curriculum Development workshop

BoS	Workshop	
07	10	

- 2.10 Average percentage of attendance of students

85%

- 2.11 Course/Programme wise distribution of pass percentage :

Title of the Programme	Total no. of students appeared	Division				
		Distinction %	I %	II %	III %	Pass %
BSc	87	52.5	34.1	2.4	nil	89%
BCom	290	61.37	25.51	8.27	0.68	85%
BCA	41	36	48.78	7.31	nil	88%
BBM	27	11	40.7	37.03	nil	79
MCom	51	07	38	06	nil	100%

- 2.12 How does IQAC Contribute/Monitor/Evaluate the Teaching & Learning processes :

1. Encouraging Participation in Faculty development programmes
2. Circulating articles relating to Teaching and Learning Process
3. Conducting Workshops to Enhance Teaching Competency
4. Taking Regular Feedbacks on Teaching Quality
5. Creation of Learning Environment in classes which motivates critical thinking, creativity and scientific temper
6. Making Project and Field Experiences as compulsory part of courses
7. Recognition to innovative and creative contributions of faculty and students
8. Sharing of experiences of experts in the form of guest lecturer and practical demonstrations

- 2.13 Initiatives undertaken towards faculty development

<i>Faculty / Staff Development Programmes</i>	<i>Number of faculty benefitted</i>
Refresher courses	Nil
UGC – Faculty Improvement Programme	Nil
HRD programmes	02
Orientation programmes	Nil
Faculty exchange programme	Nil
Staff training conducted by the university	01
Staff training conducted by other institutions	07
Summer / Winter schools, Workshops, etc.	46
Others	123

2.14 Details of Administrative and Technical staff

Category	Number of Permanent Employees	Number of Vacant Positions	Number of permanent positions filled during the Year	Number of positions filled temporarily
Administrative Staff	Govt –10 Mgt -11	Suprt- 02 Fdc- 01 Sda- <u>03</u> <u>06</u>	Nil	Nil
Technical Staff	0	0	0	0

Criterion – III

3. Research, Consultancy and Extension

3.1 Initiatives of the IQAC in Sensitizing/Promoting Research Climate in the institution

- Emphasizing on University funded minor research projects by the faculty.
- Addressing various schemes through ‘UGC and Research Committee’, a constituent committee under IQAC.
- Encouraged the students to take up research project beyond the university prescribed project work.
- Faculty members and Students are provided with financial support to attend the conferences and present research papers in India every year.

3.2 Details regarding major projects

	Completed	Ongoing	Sanctioned	Submitted
Number	Nil	Nil	Nil	Nil
Outlay in Rs. Lakhs	Nil	Nil	Nil	Nil

3.3 Details regarding minor projects

	Completed	Ongoing	Sanctioned	Submitted
Number	Nil	01	01	Nil
Outlay in Rs. Lakhs	Nil	60,000	40,000	Nil

3.4 Details on research publications

	International	National	Others
Peer Review Journals	01	Nil	Nil
Non-Peer Review Journals	Nil	Nil	Nil
e-Journals	Nil	Nil	Nil
Conference proceedings	02	12	Nil

3.5 Details on Impact factor of publications:

Range Average h-index Nos. in SCOPUS

3.6 Research funds sanctioned and received from various funding agencies, industry and other organisations

Nature of the Project	Duration Year	Name of the funding Agency	Total grant sanctioned	Received
Major projects				
Minor Projects	2	UGC	60,000	40,000
Interdisciplinary Projects				
Industry sponsored				

Projects sponsored by the University/ College				
Students research projects (other than compulsory by the University)	1	College		
Any other(Specify)				
Total				

3.7 No. of books published i) With ISBN No. Chapters in Edited Books

ii) Without ISBN No.

3.8 No. of University Departments receiving funds from

UGC-SAP	<input type="text" value="00"/>	CAS	<input type="text" value="00"/>	DST-FIST	<input type="text" value="00"/>
DPE	<input type="text" value="00"/>			DBT Scheme/funds	<input type="text" value="00"/>

3.9 For colleges	Autonomy	<input type="text" value="00"/>	CPE	<input type="text" value="00"/>	DBT Star Scheme	<input type="text" value="00"/>
	INSPIRE	<input type="text" value="00"/>	CE	<input type="text" value="00"/>	Any Other (specify)	<input type="text" value="00"/>

3.10 Revenue generated through consultancy

3.11 No. of conferences

organized by the
Institution

Level	International	National	State	University	College
Number	Nil	01	Nil	Nil	Nil
Sponsoring agencies	NA	UGC	NA	NA	NA

3.12 No. of faculty served as experts, chairpersons or resource persons

3.13 No. of collaborations International National Any other

3.14 No. of linkages created during this year

3.15 Total budget for research for current year in lakhs :

From Funding agency	<input type="text" value="2,10,000"/>	From Management of University/College	<input type="text" value="55,000"/>
Total	<input type="text" value="2,65,000"/>		

3.16 No. of patents received this year

Type of Patent		Number
National	Applied	00
	Granted	00
International	Applied	00
	Granted	00
Commercialised	Applied	00
	Granted	00

3.17 No. of research awards/ recognitions received by faculty and research fellows
Of the institute in the year

Total	International	National	State	University	Dist	College
00	00	00	00	00	00	00

3.18 No. of faculty from the Institution
who are Ph. D. Guides
and students registered under them

00

00

3.19 No. of Ph.D. awarded by faculty from the Institution

00

3.20 No. of Research scholars receiving the Fellowships (Newly enrolled + existing ones)

JRF

00

SRF

00

Project Fellows

00

Any other

00

3.21 No. of students Participated in NSS events:

University level

05

State level

02

National level

05

International level

00

3.22 No. of students participated in NCC events:

University level

00

State level

00

National level

03

International level

00

3.23 No. of Awards won in NSS:

University level

01

State level

00

National level	<input type="text" value="08"/>	International level	<input type="text" value="00"/>
----------------	---------------------------------	---------------------	---------------------------------

3.24 No. of Awards won in NCC:

University level	<input type="text" value="00"/>	State level	<input type="text" value="00"/>
National level	<input type="text" value="00"/>	International level	<input type="text" value="00"/>

3.25 No. of Extension activities organized

University forum	<input type="text" value="00"/>	College forum	<input type="text" value="07"/>	
NCC	<input type="text" value="00"/>	NSS	<input type="text" value="10"/>	Any other <input type="text" value="00"/>

3.26 Major Activities during the year in the sphere of extension activities and Institutional Social Responsibility

Chemistry Department:

1. **REACHING OUT TO SOCIETY** – on July 30, 2016 at Government High School, Amblamogaru. The main intention of this activity is to reach science to the remote schools which lack the basic facility like science lab. Basic science experiments are demonstrated to create curiosity and interest in science among high school students and to motivate them in basic science studies. Through these activities students not only enrich their knowledge but also encourage the high school students to develop interest in basic science studies. Students also develop laboratory and presentation skills which make them better employable.
2. **BASIC SCIENCE LAB FOR HIGH SCHOOL STUDENTS-** In order to create interest in science courses, a “BASIC SCIENCE LAB” programme for high school students was conducted on August 11, 2016. About 100 students from various high schools of Mangaluru had attended the programme along with their teachers.
3. **CATCH THEM YOUNG** – December 1, 2016 to –December 7, 2016: There is a need to take teaching beyond the class rooms to bring about attitudinal changes among students. Hence the department of chemistry organizing an outreach program “Catch them young”. The past decade has witnessed a nationwide setback to Basic Science Courses. If this continues, there will certainly be serious global implications that affect the quality of life on this planet. In this

backdrop, it was a worthwhile effort to conduct programmes at the school level by our students that nurture and kindle the scientific temper among school children and encourage them to pursue Higher education and Research in Science. The Schools visited are:

- Government High School, Mallikatte.
- Government High School, Montepadav.
- Ganapathi High School, Carstreet.
- Sharadha Ganaathinvidhya Kendra, Mudipu.
- Indira Gandhi Memorial High School, Derebail.
- Government High School, Mullakadu, Kavoov.

Computer Science Department:

1. **WORKSHOP ON BASICS OF COMPUTERS** for the high school students of at Government High School, Amblamogaru on July 30, 2016.
2. **A PRESENTATION AND EXHIBITION OF VARIOUS COMPUTER PERIPHERALS-** The programme was conducted on March 4, 2017 for the students of Dakshina Kannada Zilla Panchayath School, Mannagudda.

Zoology Department:

1. **“BASIC SCIENCE LAB PROGRAMME”** conducted to Students of High School of the Mangaluru City and nearby places on August 11, 2016.
2. A team of Final BZC students under the guidance of Vice Principal and HOD of Botany and Ophthalmic Officer of District Wenlock Hospital Shri Anil Ramanujan participated and assisted in the **EYE CAMP** for the students of Rosario School Mangaluru, organized by District Wenlock Hospital Mangaluru at Rosario School Mangaluru on February 27, 2017.

National Service Scheme:

1. **VANAMAHOTSAVA** at Special Economic Zone Colony, Mangaluru on July 17, 2016.
2. The **TRAFFIC AWARENESS PROGRAMME** was held on August 22, 2016.
3. **DRUG ABUSE AWARENESS PROGRAMME** was conducted on September 14, 2016 in association with Police Department & Prajna Drug De addiction Center, Mangaluru .

4. **BEACH CLEANING** on September 17, 2016 at Panambur beach, Mangalore. The day is celebrated as “International Coastal cleaning Day”. This program was organized in association with Indian Coast Guard.
5. **SWACCH BHARATH ABHIYAN** programme organized by Sri Ramakrishna Ashram Mangalore. Nearly 80 Students with NSS officers attended the Programme on the eve of Gandhi Jayanthi on October 2, 2016.
6. **ANNUAL NSS CAMP** at D.K.Z.P.H.P.School, Abbettu from November 21, 2016 to November 27, 2016.
7. **DIGITAL PAYMENT AWARENESS PROGRAMME** on January 22, 2017 at Kodaman School for the general public.
8. **HIV-AIDS AWARENESS PROGRAMME** in association with Red Ribbon on February 23, 2017.
9. **BLOOD DONATION CAMP** in association with Red Cross Society and Lions Club, Mangaladevi, Mangaluru on February 25, 2017.
10. **SWACCH BHARAT PROGRAMME** in collaboration with Mata Amruthanandamayi School, Mangaluru on March 27, 2017.

Criterion – IV

4. Infrastructure and Learning Resources

4.1 Details of increase in infrastructure facilities:

Facilities	Existing	Newly created	Source of Fund	Total
Campus area	2.82 hectors	-	-	2.82 hectors
Class rooms	41	7	management	48
Laboratories	7	-	-	7
Seminar Halls	1	-	-	1
No. of important equipments purchased (\geq 1-0 lakh) during the current year.	-	-	-	-
Value of the equipment purchased during the year (Rs. in Lakhs)	-	8,54,160	Ugc& Management	8,54,160
Others	-	Renovation of classrooms	management	34,36,529

4.2 Computerization of administration and library

- Computerized data base software for library
- Computerized documentation of admission, fee collection and attendance of students.
- Bio metric attendance for staff
- Wi -Fi system installation(In progress)

4.3 Library services:

	Existing		Newly added		Total	
	No.	Value	No.	Value	No.	Value
Text Books	11800	5,65,882	163	19000	11963	584882
Reference Books	27154	9,08,670	139	38905	27293	947575
e-Books						
Journals	95		92	71076		
e-Journals			inflibnet	5000		
Digital Database						
CD & Video	10	free	380	free	390	
Others (specify)						

4.4 Technology up gradation (overall)

	Total Computers	Computer Labs	Internet	Browsing Centres	Computer Centres	Office	Departments	Others
Existing	163	132	3	-		9	17	5
Added	2	-	3	-	-	1	-	1
Total	165	132	6	-	-	10	17	6

4.5 Computer, Internet access, training to teachers and students and any other programme for technology upgradation (Networking, e-Governance etc.)

- Computer and internet access to teachers and students
- Training on cashless payments
- Workshop on web designing for students

4.6 Amount spent on maintenance in lakhs :

i) ICT	93,035
ii) Campus Infrastructure and facilities	5,30,437
iii) Equipments	1,31,561
iv) Others	38,487
Total :	7,93,490

Criterion – V

5. Student Support and Progression

5.1 Contribution of IQAC in enhancing awareness about Student Support Services

Under IQAC we are conducting orientation programme for the fresher's, through which we inform them about the discipline they have to follow in the campus ,programmes conducted and held in the college under co-curricular activities and extra co-curricular activities. They are well in advance informed the examination conducted both internal and external for the academic year. They are also informed about the private and government scholarship which can be availed by them and also about the placement cell .

5.2 Efforts made by the institution for tracking the progression

PTA meetings are conducted to inform above the students progression .frequently students are reminded about the various scholarships .Remedial classes are conducted for the slow learners . Re examinations are scheduled for those who could not make in their regular exams conducted by the college

5.3 (a) Total Number of students

UG	PG	Ph. D.	Others
1394	88		

(b) No. of students outside the state

59

(c) No. of international students

00

No	%
564	40

Men

Women

No	%
829	60

Last Year						This Year					
General	SC	ST	OBC	Physically Challenged	Total	General	SC	ST	OBC	Physically Challenged	Total
420	54	22	961	03	1457	401	61	23	906	05	1394

Demand ratio

Dropout %

5.4 Details of student support mechanism for coaching for competitive examinations (If any)

CPT classes are conducted for the students who want to pursue chartered accountancy

No. of students beneficiaries

21

5.5 No. of students qualified in these examinations

NET	00	SET/SLET	00	GATE	00	CAT	00
IAS/IPS etc	00	State PSC	00	UPSC	00	Others	03(CPT)

5.6 Details of student counselling and career guidance

The students are well informed about the opportunities they can avail in the field of their course and other fields through various guest lectures . This programme is also extended to the PG students of the college

No. of students benefitted

100

5.7 Details of campus placement

<i>On campus</i>			<i>Off Campus</i>
Number of Organizations Visited	Number of Students Participated	Number of Students Placed	Number of Students Placed
02	350	06	11

5.8 Details of gender sensitization programmes

Gender Awareness and sensitization programme was organized by Centre for women and gender studies on March 8th,2017.

5.9 Students Activities

5.9.1 No. of students participated in Sports, Games and other events

State/ University level National level International level

No. of students participated in cultural events

State/ University level National level International level

5.9.2 No. of medals /awards won by students in Sports, Games and other events

Sports : State/ University level National level International level

Cultural: State/ University level National level International level

5.10 Scholarships and Financial Support

	Number of students	Amount
Financial support from institution	83	1275970
Financial support from government	179	420074
Financial support from other sources	43	78100
Number of students who received International/ National recognitions	00	00

5.11 Student organised / initiatives

Fairs : State/ University level National level International level

Exhibition: State/ University level National level International level

5.12 No. of social initiatives undertaken by the students

5.13 Major grievances of students (if any) redressed: _____nil_____

Criterion – VI

6. Governance, Leadership and Management

6.1 State the Vision and Mission of the institution

Vision

“To be an institute of the highest repute and produce good educated citizens who shall strive and cater to the needs of mankind”

Mission

- To provide the right environment to impart quality education for all irrespective of the caste , creed or religion to produce leaders of the future.
- To provide opportunities for excellence in soft skills sports and pursuit of knowledge .
- To provide value education to students to build sense of integrity, honesty and ethics .

6.2 Does the Institution has a management Information System

NO

6.3 Quality improvement strategies adopted by the institution for each of the following:

6.3.1 Curriculum Development

The curriculum is designed by the University. The college provides facilities for co-curricular activities like NSS, N.C.C ,Games, Athletics, Fine arts etc, .In addition, the college has designed and developed Add – On/ Certificate Courses.

During class room interaction, special importance is given to Power Point Presentation, Group discussion, Student seminar and Project work.

6.3.2 Teaching and Learning

- Extensive use of ICT in for classroom teaching
- Encouraging Commerce students to evaluate business related articles.
- Encouraging Seminars and Power Point Presentations by students.
- Giving individual attention during Practical classes.
- Students motivated to clarify doubts.

6.3.3 Examination and Evaluation

Periodical examinations and tests are conducted. Two terminal tests are conducted and based on performance, marks are awarded. In addition to this, students progress is assessed through assignments, paper presentation, seminars, viva-voce and group discussion.

Retests are conducted by the examination committee with a separate set of question papers.

6.3.4 Research and Development

- The college encourages the teaching faculty to pursue Research work. Special consideration is given to staff members who are undertaking research in the form of reduced work hours.
- Student Research Projects are made mandatory in some subjects.
- Paper presentation for students is made an integral part of Seminars/ Conferences conducted by the college.

6.3.5 Library, ICT and physical infrastructure / instrumentation

- Our Institution is a member of N-LIST (National Library and Information Services Infrastructure of scholarly content) which is working under INFLIBNET (Information and Library Network Centre) that provides access to Electronic Journals and Electronic books to eligible colleges. The annual Membership fees of Rs 5000 is being paid by the institution.
- To create awareness among the students about the latest arrivals and quality reference, Book exhibition is held annually in the library for two days.
- All the library books are bar coded.
- OPAC(online public access catalogue) facility is provided in the library and students are trained to use it.
- Paper clippings are maintained in the library.
- To inculcate the habit of reading good books the library conducts competition to students on “The book I liked the most in the college library” and awards “best library” user.

6.3.6 Human Resource Management

- The college has a ‘Human Resource Development cell’ which organizes leadership training programmes for the students.
- The IQAC organises Workshops for Teaching as well as Non-teaching staff to enhance their competency.
- Computer training for non-Computer science students are offered through the Computer science department.
- Students are encouraged to participate in the training programmes organized by other institution.
- Add on and Certificate courses are conducted for the students to enable them to acquire additional knowledge and skills in different spheres of study.
- Extension activities are organised by all the science departments.
- Delegation of duties to various committees.

6.3.7 Faculty and Staff recruitment

The institution follows a systematic procedure for faculty and staff recruitment. The Principal forwards staff requirement proposals to the management. The management advertises in the local daily. The applications received are short listed and called for an interview before the Principal, Management members and Head of the concerned department. Interview is followed by Demonstration class and finally the right candidate is chosen

6.3.8 Industry Interaction / Collaboration

- The Institution organises National level Seminars /Conferences in collaboration with Industries.
- Industrial visits are organised regularly.

6.3.9 Admission of Students

- Admission is purely on merit basis and done in transparent procedure.
- All admission information is placed on university website and/or notice boards.
- Well communicated admission process with course features highlighted through news paper advertisements.
- Reservations are strictly followed as per state government
- Admissions are also processed online.

6.4 Welfare schemes for

Teaching	Provident Fund, group insurance
Non teaching	Provident Fund, ESI
Students	Group insurance

6.5 Total corpus fund generated

Rs 80,000

6.6 Whether annual financial audit has been done

Yes

☒

No

☐

6.7 Whether Academic and Administrative Audit (AAA) has been done?

Audit Type	External		Internal	
	Yes/No	Agency	Yes/No	Authority
Academic	Yes	Affiliation Committee of Mangalore University	Yes	College Management
Administrative	Yes	1.Joint Director of Collegiate Education, Mangalore 2.Accountant General, Bangalore	Yes	M/S B.R. Kamath and Co.

6.8 Does the University/ Autonomous College declares results within 30 days?

For UG Programmes Yes ☒ No ☐

For PG Programmes Yes ☒ No ☐

6.9 What efforts are made by the University/ Autonomous College for Examination Reforms?

- Introduction of MCQ pattern for some subjects in UG level courses.
- Restricting addition of supplements to main answer books.
- Coding of Answer scripts for valuation
- Entry of marks in OMR sheets
- Provision for Photo copy, Re-totalling and Re-valuation

6.10 What efforts are made by the University to promote autonomy in the affiliated/constituent colleges?

Encourages affiliated colleges to become Autonomous.

6.11 Activities and support from the Alumni Association

- Qualified Professional Alumni members share their knowledge & expertise with the present students free of cost.
- Many academic prizes, scholarships and financial assistance are also provided by the alumni association.
- The Alumni organises and participates in Sports activities in the college.

6.12 Activities and support from the Parent – Teacher Association

The College organises formal and informal Parent meet to keep them aware of their ward's progress, to get feedback and also to find future linkage possibilities

6.13 Development programmes for support staff

- The staff members are encouraged to participate in Seminars and Workshops organised by other Institutions.
- The IQAC organises Workshops for Teaching and Non-teaching staff to enhance their competency.

6.14 Initiatives taken by the institution to make the campus eco-friendly

Every week the NSS volunteers of the college undertake campus cleaning programme. 'Vraksha Ganga' project is successfully implemented inside the college premises. Under this scheme, medicinal plants of different varieties are grown and maintained in about five cents of land.

Criterion – VII

7. Innovations and Best Practices

7.1 Innovations introduced during this academic year which have created a positive impact on the functioning of the institution. Give details.

1. Retest for the students is conducted through the Examination Committee.
2. The renewal of admission for the first and second years has been simplified, so as to save time and resources of the college.

7.2 Provide the Action Taken Report (ATR) based on the plan of action decided upon at the beginning of the year

Plan of Action	Action Taken
To encourage the teachers to take research and present papers Special Casual Leave was made available with the limit being four SCL per Semester	Many of the teachers have availed this benefit and undertook research.
To organise Faculty Development Programs to both the Teaching and Non Teaching Staff.	Half day workshops have been organised to hone the skills of the staff and create a better working atmosphere.
To entrust the responsibility of conducting retest to the absentee students to the Examination Committee	Retests have been successfully conducted by the Examination Committee.

7.3 Give two Best Practices of the institution (*please see the format in the NAAC Self-study Manuals*)

1. Reading of a Quote/Thought for the day by students of each class over the Public Address System immediately after the prayer.
2. The college campus has now been empowered with Wi-Fi connectivity.
3. Out Reach Programmes are conducted by the Departments of Physics, Chemistry, Botany and Zoology where laboratory experiments of Basic Sciences and awareness programmes regarding Basic Sciences is carried out in schools around the city by the students of our college.
4. A Model Bank Competition was conducted by Department of Commerce where the students were required to constitute a bank and exhibit.

**Provide the details in annexure (annexure need to be numbered as i, ii,iii)*

7.4 Contribution to environmental awareness / protection

1. E-Waste bin is placed in the college to collect the electronic waste.
2. Vana Mahotsava Day was observed in the college premises.
3. The students of NSS units carried Swacch Bharat Abhiyan in Association with Mata Amritanandamayi Mutt.
4. The students of NSS units also carried a Beach Cleaning Campaign.

7.5 Whether environmental audit was conducted? Yes No

☐☒

7.6 Any other relevant information the institution wishes to add. (for example SWOT Analysis)

The classrooms and college premises have been renovated to facilitate ICT mode of teaching and learning.

8. Plans of institution for next year

1. Establishment of Commerce and Language Labs
2. Implementing Swacch Bharat Abhiyan
3. Introducing Leave Trading System to curb student absenteeism.
4. Introducing and conducting University Approved Add On/Certificate Course and Courses on MoU Basis.

Name Dr.Manohar.S.Joishi

Name .K.V.Malini

Signature of the Coordinator, IQAC

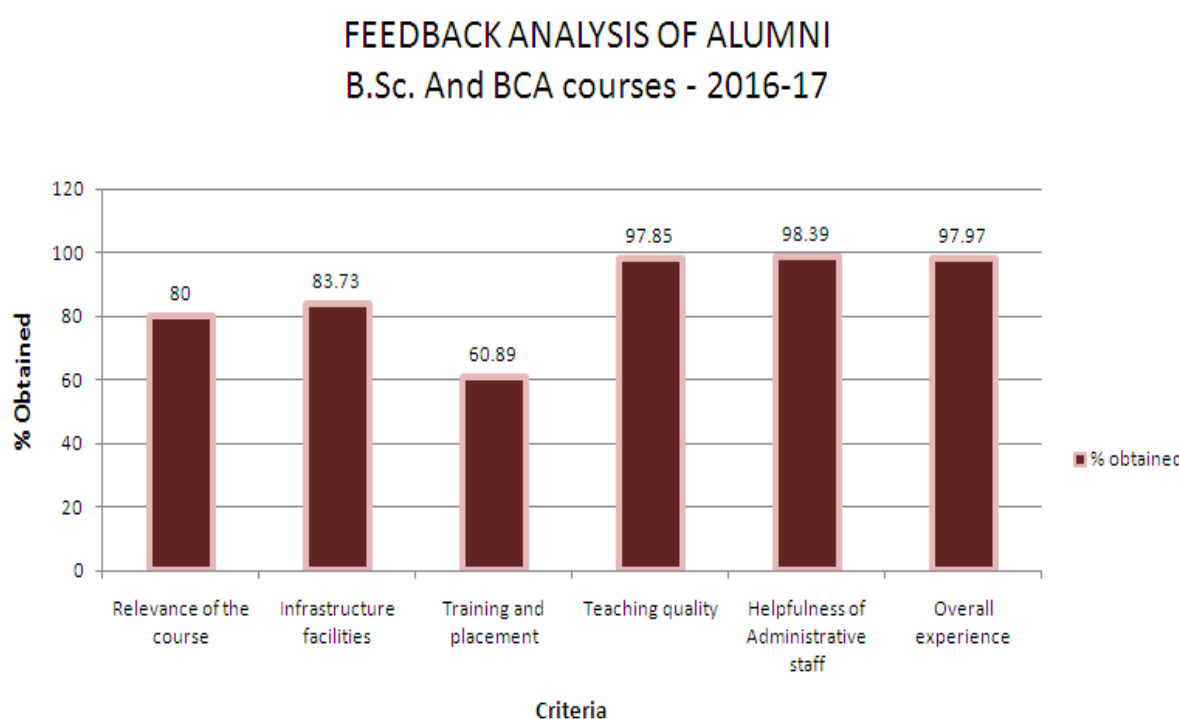
Signature of the Chairperson, IQAC

_____*_*_*_____

CANARA COLLEGE, MANGALURU
FEEDBACK ANALYSIS OF ALUMNI
B.SC. AND BCA COURSES 2016-17

Sl. No.	Criteria	% obtained
1.	Relevance of the course	80.00
2.	Infrastructure facilities	83.73
3.	Training and placement	60.89
4.	Teaching quality	97.85
5.	Helpfulness of Administrative staff	98.39
6.	Overall experience	97.97

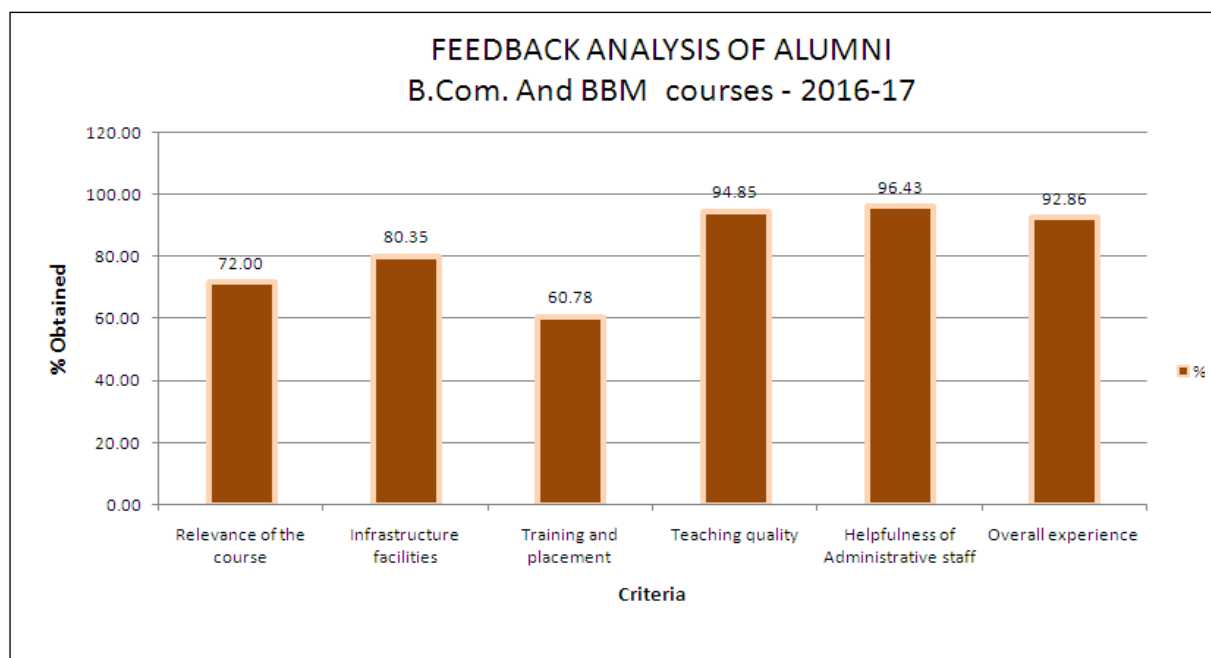
Graph : Criteria versus Percentage obtained



CANARA COLLEGE, MANGALURU
FEEDBACK ANALYSIS OF ALUMNI
B.COM AND B.B.M. COURSES 2016-17

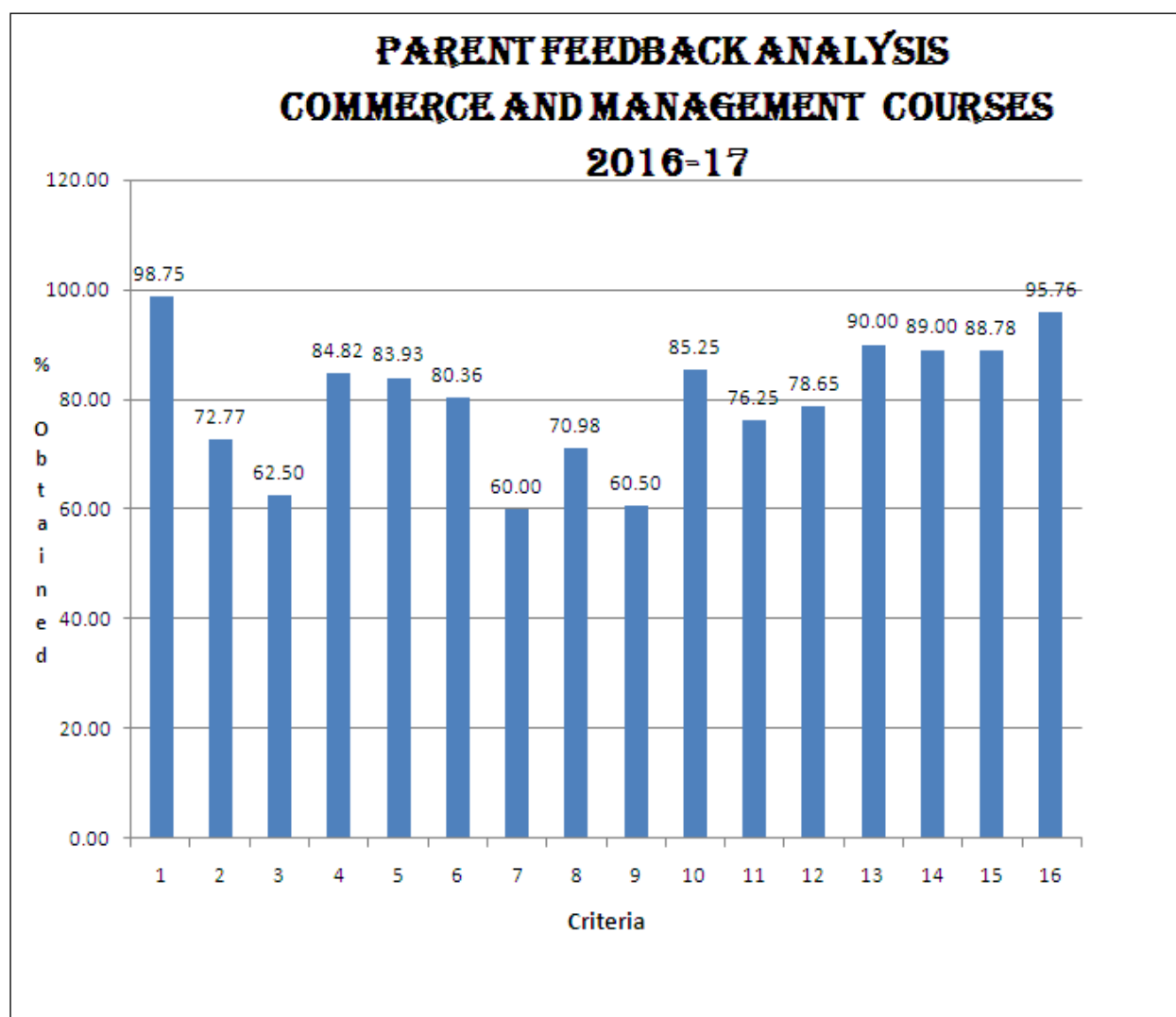
Sl. No.	Criteria	% obtained
1.	Relevance of the course	72.00
2.	Infrastructure facilities	80.35
3.	Training and placement	60.78
4.	Teaching quality	94.85
5.	Helpfulness of Administrative staff	96.43
6.	Overall experience	92.86

Graph : Criteria versus Percentage obtained



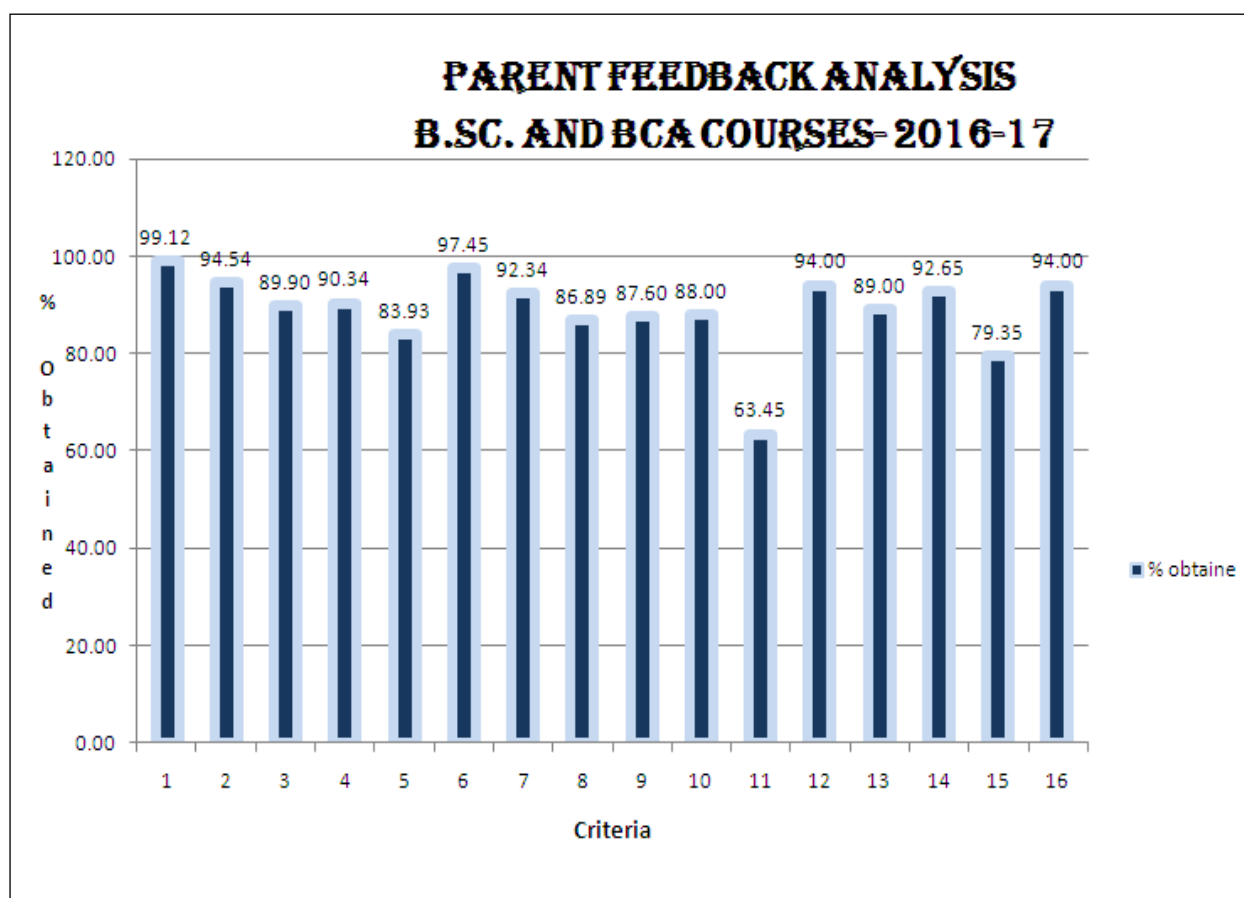
CANARA COLLEGE, MANGALURU		
FEEDBACK ANALYSIS OF PARENT		
B.COM AND BBM COURSES 2016-17		
		% obtained
1.	Parental pride & Respect for the college	98.75
2.	Infrastructure facilities available such as classrooms / sports/ games/sanitation /drinking water/canteen/Parking etc.	72.77
3.	Fee structure	62.50
4.	The Teaching – Learning environments	84.82
5.	Learning resources such as Library/Laboratories and others	83.93
6.	Competency and Commitment of Faculty	80.36
7.	Examination and Evaluation System	60.00
8.	System of monitoring Students progress	70.98
9.	Response to Community needs and Extension Programmes	60.50
10.	Encouragement provided to the students for participation in academic activities such as seminars / viva/ group discussion etc.	85.25
11.	<u>Promotion of Self Study and Attitude of Research Orientation</u>	76.25
12.	Discipline Practices	78.65
13.	Value Based Education	90.00
14.	Enhancement of student's Personality and Character	89.00
15.	Institutional Sensitivity to provide educational, social and market demands through various Add on Courses, Personality Development Programmes, Career Oriented Programmes etc.	88.78
16.	Response and Communication with the College Administrative staff	95.76

Graph : Criteria versus Percentage obtained



CANARA COLLEGE, MANGALURU		
FEEDBACK ANALYSIS OF PARENT		
B.SC. AND BCA COURSES 2016-17		
		% obtained
1.	Parental pride & Respect for the college	99.12
2.	Infrastructure facilities available such as classrooms / sports/ games/sanitation /drinking water/canteen/Parking etc.	94.54
3.	Fee structure	89.90
4.	The Teaching – Learning environments	90.34
5.	Learning resources such as Library/Laboratories and others	83.93
6.	Competency and Commitment of Faculty	97.45
7.	Examination and Evaluation System	92.34
8.	System of monitoring Students progress	86.89
9.	Response to Community needs and Extension Programmes	87.60
10.	Encouragement provided to the students for participation in academic activities such as seminars / viva/ group discussion etc.	88.00
11.	<u>Promotion of Self Study and Attitude of Research Orientation</u>	63.45
12.	Discipline Practices	94.00
13.	Value Based Education	89.00
14.	Enhancement of student's Personality and Character	92.65
15.	Institutional Sensitivity to provide educational, social and market demands through various Add on Courses, Personality Development Programmes, Career Oriented Programmes etc.	79.35
16.	Response and Communication with the College Administrative staff	94.00

Graph : Criteria versus Percentage obtained



Abbreviations:

CAS	-	Career Advanced Scheme
CAT	-	Common Admission Test
CBCS	-	Choice Based Credit System
CE	-	Centre for Excellence
COP	-	Career Oriented Programme
CPE	-	College with Potential for Excellence
DPE	-	Department with Potential for Excellence
GATE	-	Graduate Aptitude Test
NET	-	National Eligibility Test
PEI	-	Physical Education Institution
SAP	-	Special Assistance Programme
SF	-	Self Financing
SLET	-	State Level Eligibility Test
TEI	-	Teacher Education Institution
UPE	-	University with Potential Excellence
UPSC	-	Union Public Service Commission
